




HEAD LICE CHECKLIST CALENDAR

| | | | | | | | |
|--|---|---|---|--|---|--|---|
| <p>Nit Picking Tips</p> <ul style="list-style-type: none"> ❖ It is very important to pick nits BY HAND ❖ Nits are easier to see if you use a bright light such as a flashlight ❖ Soak combs, brushes, hair ties in hot water for 10 minutes ❖ Pillow, towels, and other items that touch the child's head should be washed in hot water ❖ Tell your child not to touch heads with others ❖ Coat child's head with conditioner for daily head checks, this makes checking easier! | <p style="text-align: center;">Day 1</p> <ul style="list-style-type: none"> ❑ Chose between conditioner or pediculocide treatment and begin treatment today ❑ Check child's whole head and remove nits by hand ❑ Check all other family member's heads and treat if lice or nits are found ❑ Inform the child's school, daycare and other close contacts | <p style="text-align: center;">Day 2</p> <ul style="list-style-type: none"> ❑ Check child's whole head and remove nits by hand ❑ Use conditioner with head checks  | <p style="text-align: center;">Day 3</p> <ul style="list-style-type: none"> ❑ Check child's whole head and remove nits by hand | <p style="text-align: center;">Day 4</p> <ul style="list-style-type: none"> ❑ Check child's whole head and remove nits by hand  | <p style="text-align: center;">Day 5</p> <ul style="list-style-type: none"> ❑ Check child's whole head and remove nits by hand | <p style="text-align: center;">Day 6</p> <ul style="list-style-type: none"> ❑ Check child's whole head and remove nits by hand  | <p style="text-align: center;">Day 7</p> <ul style="list-style-type: none"> ❑ If treating with pediculocide and nits are still present then re-treat today ❑ Check child's whole head and remove nits by hand |
| | <p style="text-align: center;">Day 8</p> <ul style="list-style-type: none"> ❑ Check child's whole head and remove nits by hand | <p style="text-align: center;">Day 9</p> <ul style="list-style-type: none"> ❑ Check child's whole head and remove nits by hand | <p style="text-align: center;">Day 10</p> <ul style="list-style-type: none"> ❑ Check child's whole head and remove nits by hand | <p style="text-align: center;">Day 11</p> <ul style="list-style-type: none"> ❑ Check child's whole head and remove nits by hand | <p style="text-align: center;">Day 12</p> <ul style="list-style-type: none"> ❑ Check child's whole head and remove nits by hand | <p style="text-align: center;">Day 13</p> <ul style="list-style-type: none"> ❑ Check child's whole head and remove nits by hand | <p style="text-align: center;">Day 14</p> <ul style="list-style-type: none"> ❑ Check child's whole head and remove nits by hand |

HEAD LICE CHECKLIST CALENDAR

| | | | | | | | |
|--|---|---|---|---|---|---|--|
| | <p>Day 15</p> <ul style="list-style-type: none">□ Check child's whole head and remove nits by hand | <p>Day 16</p> <ul style="list-style-type: none">□ Check child's whole head and remove nits by hand | <p>Day 17</p> <ul style="list-style-type: none">□ Check child's whole head and remove nits by hand  <p>nits by hand</p> | <p>Day 18</p> <ul style="list-style-type: none">□ Check child's whole head and remove nits by hand | <p>Day 19</p> <ul style="list-style-type: none">□ Check child's whole head and remove nits by hand | <p>Day 20</p> <ul style="list-style-type: none">□ Check child's whole head and remove nits by hand  | <p>Day 21</p> <ul style="list-style-type: none">□ Check child's whole head and remove nits by hand□ SUCCESS AT LAST!  |
|--|---|---|---|---|---|---|--|